

## SPECULATIVE PORTFOLIO

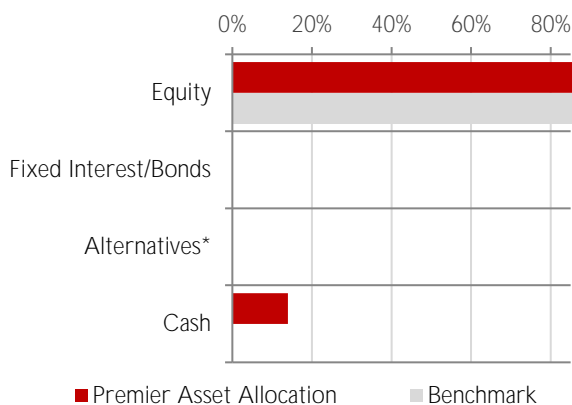
30<sup>th</sup> JUNE 2018

## OBJECTIVE

Exclusively available to our Premier clients, this Speculative portfolio comprises of a wide range of diversified investment vehicles including unit trusts, mutual funds and exchange traded funds (ETFs), whose managers aim to outperform their respective markets. Asset classes you could find in this portfolio are government bonds, corporate bonds, alternatives and cash. Absolute return, property and commodities may all feature within the alternatives classification.


Premier Speculative seeks to generate aggressive capital growth over the longer term and can experience very high levels of volatility in both the short and longer term. The portfolio will have a much higher exposure to equities compared to Premier Adventurous - potentially comprising of 100% equity - though weightings may deviate within set parameters, allowing managers to react to market conditions.

## CURRENT ASSET ALLOCATION



\*Absolute return, property and commodities may all feature within the alternatives classification

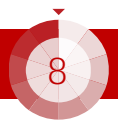
## GEOGRAPHICAL EXPOSURE



## PORTFOLIO INFORMATION

|                                       |                               |
|---------------------------------------|-------------------------------|
| Portfolio Benchmark                   | 100% FTSE All-Share Index     |
| Inception Date                        | 1 <sup>st</sup> January 2008  |
| Investment Management Charge (p.a.)   | 0.75% + VAT                   |
| Minimum Investment                    | £100,000 (or equivalent)      |
| Currency Options                      | GBP, USD & EUR                |
| Accessibility                         | Direct, ISA, SIPP & Life Wrap |
| Underlying Funds TER Weighted Average | 0.60%                         |
| Estimated Annual Yield                | 1.42%                         |

TAM RISK RATING: (VERY HIGH)



## PERFORMANCE SUMMARY

| 1 Year | 3 Year | 5 Year | Inception |
|--------|--------|--------|-----------|
| 4.63%  | 14.27% | 37.99% | 63.72%    |

| Calendar Year Returns |        |         | Annualised |            |
|-----------------------|--------|---------|------------|------------|
| 2016                  | 2017   | 2018    | Return     | Volatility |
| 3.38%                 | 10.33% | (0.39%) | 5.97%      | 10.06%     |

All performance figures quoted are net of TAM's Investment Management Fee

## CURRENT TOP 5 HOLDINGS

|   |        |               |
|---|--------|---------------|
| iShares Core FTSE 100 UCITS ETF               | Equity | 15.00%        |
| Investec UK Alpha Fund                        | Equity | 7.50%         |
| iShares S&P 500 Hedge Fund                    | Equity | 7.50%         |
| Invesco Perpetual European Equity Fund        | Equity | 7.50%         |
| Chelverton UK Equity Fund                     | Equity | 7.00%         |
| <b>Top 5 Holdings as % of whole portfolio</b> |        | <b>44.50%</b> |
| <b>Total number of holdings</b>               |        | <b>14</b>     |

TAM Asset Management Ltd | City Tower, 40 Basinghall Street, London EC2V 5DE, UK | Tel: +44 (0)20 7549 7650 | www.tamassetmanagement.com

This document is intended for investment professionals only. It must not be distributed to, or relied upon by, private investors. Past performance is not necessarily a guide to future returns. The value of investments, and the income from it, may go down as well as up and may fall below the amount initially invested. The value of investments denominated in foreign currency may fall as a result of exchange rate movements. The investments and services referred to in this document will not be suitable for all investors. Any opinions, expectations and projections within this note are those of TAM Asset Management Ltd, represent only one possible outcome and do not constitute investment advice. Specific data quoted is representative of the portfolio on the date of factsheet publication. TAM Asset Management Ltd is authorised and regulated by the Financial Conduct Authority. No. 208243.