

RISK PROFILE: ADVENTUROUS (HIGH RISK)

DATE: 31 MARCH 2025

PORTFOLIO OBJECTIVE

This model comprises sustainable investment vehicles including unit trusts, mutual funds and exchange traded funds (ETFs), whose managers aim to outperform their respective markets. Asset classes you could find in this portfolio are equities, government bonds, corporate bonds, alternatives, commodities and cash. Absolute return, multi-asset and property may all feature within the alternatives classification.

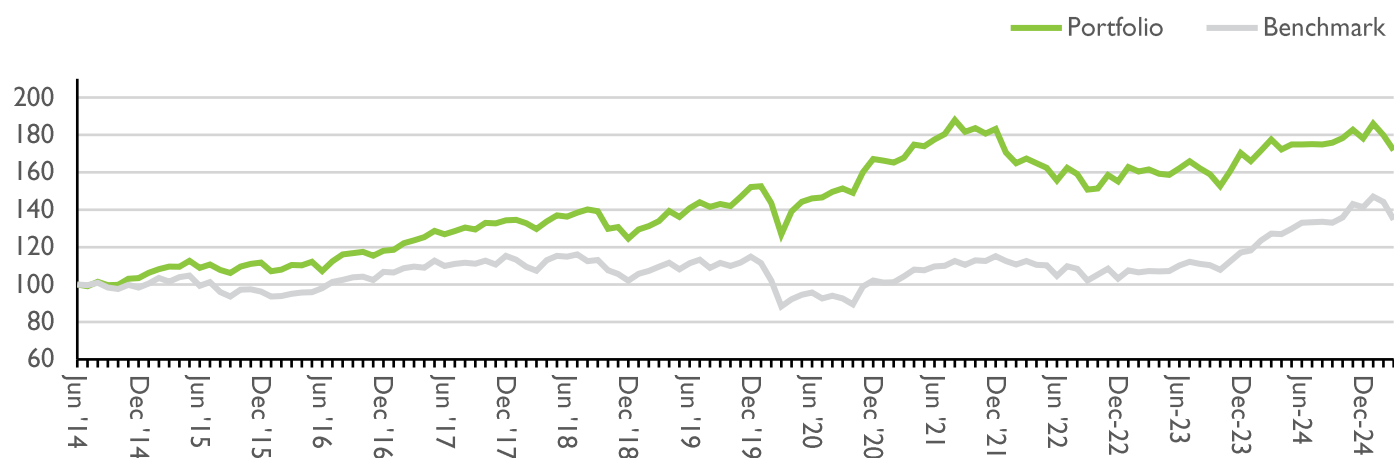
The portfolio seeks to generate strong capital growth over the long term (7 years or more) and can experience potentially frequent and high levels of volatility. Portfolios will typically comprise 90% equity and 10% non-equity, though weightings may deviate within set parameters, allowing managers to react to market conditions.

KEY INFORMATION

Portfolio Benchmark	Bloomberg Global EQ:FI 90:10
Inception Date	30/06/2014
Minimum Investment	Any size
TAM Annual Management Charge	0.40%
TAM Platform Fee	0.25%
Underlying OCF	0.41%

Please note that the information in this document refers to the model directly on the TAM Platform. The model is also available on a range of other third party platforms where underlying holdings, performance and charges may vary. Please get in touch if you would like more information.

PERFORMANCE



Cumulative Return %						
	3 Month	6 Month	1 Year	3 Year	5 Year	Inception
Portfolio	-3.58	-2.28	-2.6	3.33	36.3	71.84
Benchmark	-4.71	1.23	3.01	15.94	47.33	34.69
Difference	1.13	-3.51	-5.61	-12.61	-11.03	37.15
Calendar Year Returns %						
	2021	2022	2023	2024	2025 YTD	
Portfolio	9.6	-15.31	9.84	5.27	-3.58	
Benchmark	12.57	-10.5	13.35	17.21	-4.71	
Difference	-2.97	-4.81	-3.51	-11.94	1.13	

All performance figures are net of TAM's investment management fee.

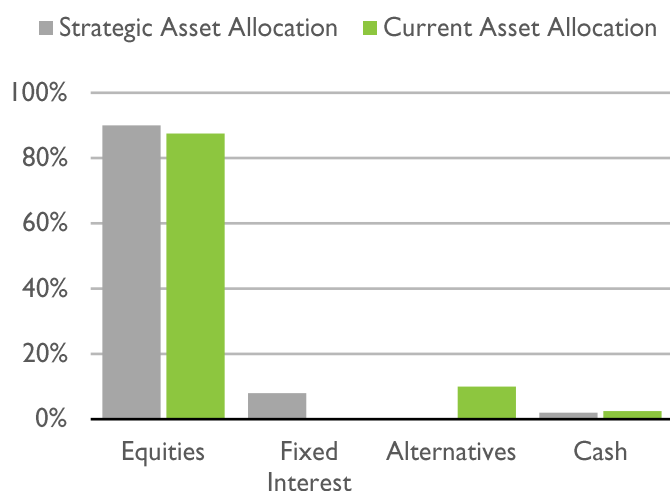
RISK PROFILE: ADVENTUROUS (HIGH RISK)

DATE: 31 MARCH 2025

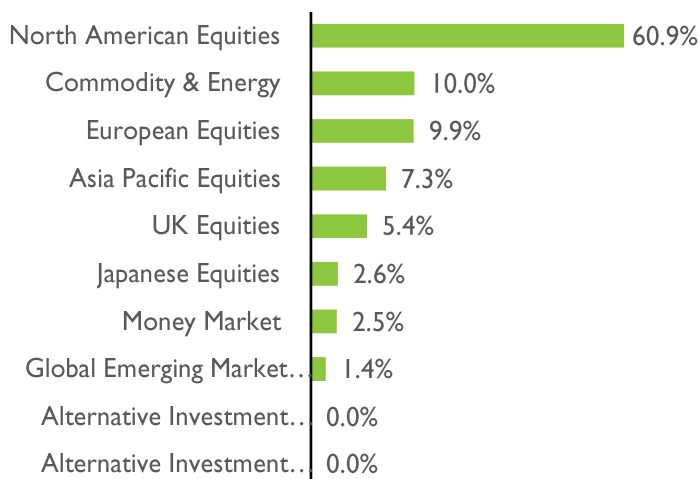
RISK

	Volatility %			Maximum Drawdown %		
	1 Year	3 Years	5 Years	1 Year	3 Years	5 Years
Portfolio	8.93	10.65	11.28	-7.66	-9.94	-19.8
Benchmark	11.24	10.73	10.52	-8.4	-9.36	-11.43
Difference	-2.31	-0.08	0.76	0.74	-0.58	-8.37

STRATEGIC V CURRENT ASSET ALLOCATION



TOP 10 ASSET ALLOCATION



PORTFOLIO ACTIVITY

The quarter began with the addition of a new equity position from Storebrand Asset Management, which is a more core offering providing global market exposure in a sustainability focused framework. Various equity positions were trimmed to make room for a core allocation to this product, which was added to serve as increased exposure to the benchmark, which we believe will prove a prudent ballast over time. Transition enhanced commodities were added which also have an increased focus on precious metals, which have protected assets well in the last month. US focused equities were trimmed in March amid President Trump's slew of policies aimed at axing the free trade agreements which have been so beneficial for the US's earnings growth. This was rotated into gold bullion which continues to thrive in the rapid rise of uncertainty in global markets.

TOP 10 PORTFOLIO HOLDINGS %

1)	Nordea North American Sustainable Enhanced Equity BI Acc UH GBP	16
2)	Nomura Global Sustainable Equity F Acc UH GBP	13
3)	Janus Henderson US Sustainable Equity SI Acc UH GBP	12.5
4)	Storebrand Global ESG Plus I Acc UH GBP	11
5)	CCLA Better World I Acc UH GBP	10
6)	Schroder Global Sustainable Value Z Acc UH GBP	8
7)	Regnan Sustainable Water & Waste F Acc UH GBP	7
8)	Premier Miton Emerging Market Sustainable F Acc UH GBP	6
9)	T. Rowe Price US Impact Equity I9 Acc UH GBP	4
10)	HANetf Royal Mint Responsibly Source Physical Gold ETC Acc UH GBP	4

QUARTERLY REVIEW

Q1 2025 was defined by a sharp uptick in market volatility, driven by geopolitical uncertainty, shifting trade rhetoric from the new US administration, and divergent regional performances. Despite the US market remaining under pressure, there were multiple areas of the global market which performed well such as the UK, Europe, Emerging markets and gold rallying strongly. All of these areas of positivity helped to deliver clients some positive results against a wider and more negative market driven lower by US stocks. For investors, the quarter underscored the importance of global diversification, active management, and vigilance amidst fast-moving macro conditions which the TAM active portfolios were well equipped to deal with.

QUARTERLY OUTLOOK

As we move into the second and third quarters of 2025, markets remain in a volatile state which will continue to be defined by heightened market volatility, shifting geopolitical dynamics and armed conflict, and evolving macroeconomic narratives around trade tariffs coming out of the White House. Not to mention the developing narrative of a US recession. While Q1 delivered a sharp selloff in U.S. equities and a rotation into international markets, the rest of 2025 presents both challenges and opportunities for investors like TAM. We maintain there are some fantastic areas to be invested in in 2025 and some great opportunities to buy high quality investment at unusual discounts. Undoubtedly, active management and timing of these investments will remain key in delivering clients a profitable 2025.

RISK RATINGS



PLATFORM AVAILABILITY

The model is available on the following third party platforms:

7IM	Morningstar Wealth
Abrdn	Nucleus
Aviva	Quilter
Fidelity	Scottish Widows
M&G Wealth	Transact

AWARDS



CONTACT

+44 (0) 207 549 7650

info@tamassetmanagement.com

www.tamassetmanagement.com



CO₂e
Reduced
Organisation

IMPORTANT INFORMATION

TAM Asset Management Ltd © 2025. This document is intended for investment professionals only. Its contents should not be distributed to, or relied on by, retail clients. This document on its own is not intended as an offer, solicitation or recommendation to use or invest in any of the services or products mentioned in it. The investments and services referred to in this document may not be suitable for all investors and TAM Asset Management Ltd (TAM) does not give any guarantee as to the performance or suitability of an investment for a retail client. Past performance is not a guide to future returns. The value of an investment and the income from it, may go down as well as up and may fall below the amount initially invested. Any opinions, expectations and projections within this document are those of TAM and do not constitute investment advice or guaranteed returns. TAM is authorised and regulated by the Financial Conduct Authority, No. 208243. Registered in England, No. 04077709. Registered Office: 10th Floor, City Tower, 40 Basinghall Street, London, EC2V 5DE.