

PORTFOLIO OBJECTIVE

This model comprises Sharia-compliant investment vehicles including unit trusts, mutual funds and exchange traded funds (ETFs), whose managers aim to outperform their respective markets. Asset classes you could find in this portfolio are Sharia equities, Sukuk bonds, Sharia approved commodities and cash.

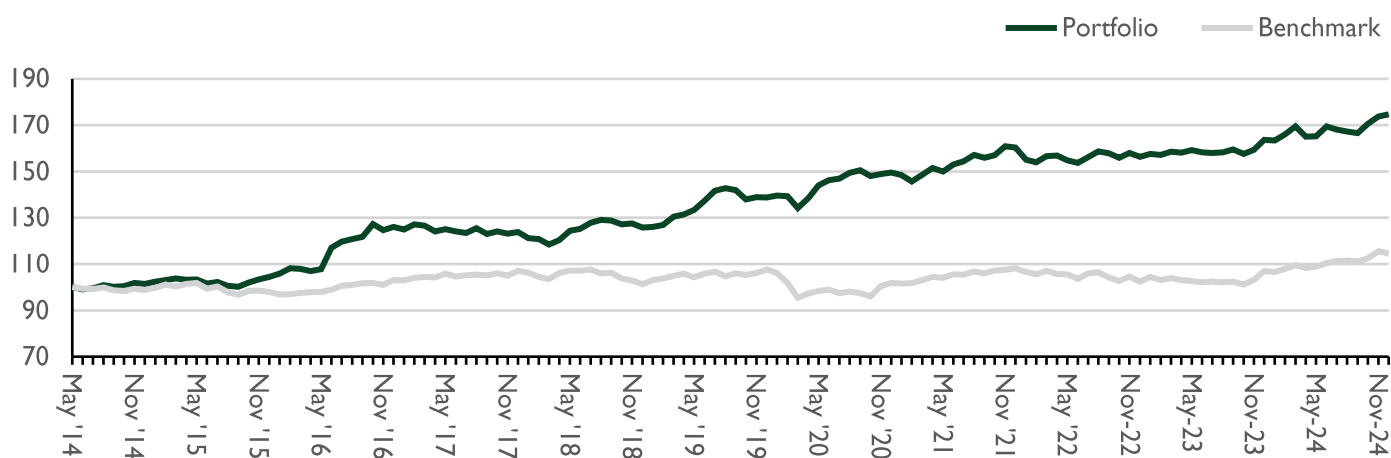
The portfolio seeks to generate modest capital growth higher than bond based returns over the short to medium term (3 - 5 years or more) by employing a cautious investment strategy. Portfolios will typically comprise 30% equity and 70% non-equity, though weightings may deviate within set parameters, allowing our managers to react to market conditions.

KEY INFORMATION

Portfolio Benchmark	Bloomberg Global EQ:FI 30:70
Inception Date	30/05/2014
Minimum Investment	Any size
TAM Annual Management Charge	0.50%
TAM Platform Fee	0.25%
Underlying OCF	0.74%

Please note that the information in this document refers to the model directly via the TAM Platform only.

PERFORMANCE



	Cumulative Return %					
	3 Month	6 Month	1 Year	3 Year	5 Year	Inception
Portfolio	4.91	3.08	8.53	10.75	27.65	74.7
Benchmark	3.16	3.72	5.56	4.61	6.76	14.6
Difference	1.75	-0.64	2.97	6.14	20.89	60.1
	Calendar Year Returns %					
	2020	2021	2022	2023	2024 YTD	
Portfolio	7.44	7.28	-2.52	4.69	8.53	
Benchmark	-3.73	6.02	-4.86	4.17	5.56	
Difference	11.17	1.26	2.34	0.52	2.97	

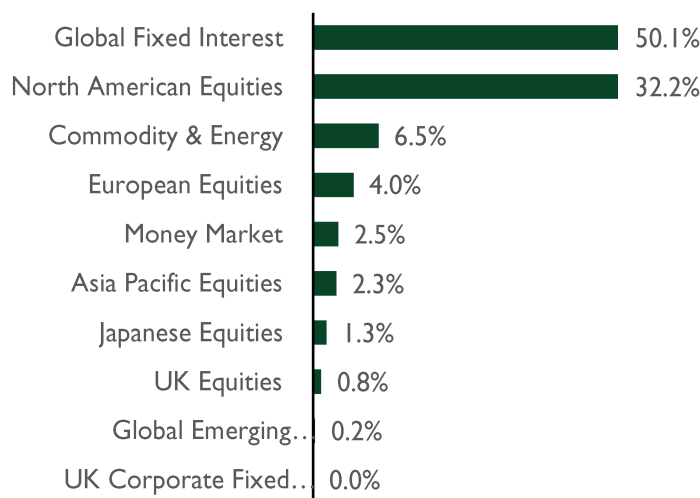
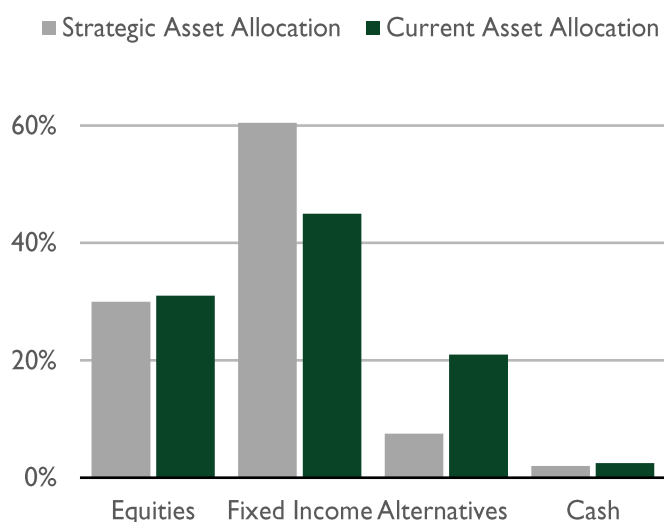
All performance figures are net of TAM's investment management fee.

RISK

	Volatility %			Maximum Drawdown %		
	1 Year	3 Years	5 Years	1 Year	3 Years	5 Years
Portfolio	4.65	4.64	5.19	-1.75	-4.16	-4.49
Benchmark	4.45	5.05	5.6	-2.07	-6.13	-9.48
Difference	0.2	-0.41	-0.41	0.32	1.97	4.99

STRATEGIC V CURRENT ASSET ALLOCATION

TOP 10 ASSET ALLOCATION



PORTFOLIO ACTIVITY

TOP 10 PORTFOLIO HOLDINGS %

The TAM Sharia portfolios had their emerging market equity exposure downsized due to increased geopolitical risks via anticipated tensions between US-China relations, and a slower rate cutting cycle leaving a stronger dollar as a headwind. A change was also made to expand the portfolios' exposure to sectors outside of tech via the Schroder's Islamic Global Equity Fund. Despite positive AI tailwinds and resilience in mega-cap tech stocks, we anticipate the rally in equities to broaden out given lower valuations, particularly in industrial sectors and smaller-cap names. Furthermore, Europe struggled in Q4 as major stocks such as ASML and Novo Nordisk disappointed investors following downbeat management guidance and a weaker Chinese economy that continues to lower demand for European imports. The reduction in European equities was made via the Comgest Shariah Growth Europe Fund. Finally, a slight decrease in Sukuk exposure took place in the portfolio in order to create an overweight position in equities.

1) Franklin Templeton Global Sukuk W Qdis USD	15
2) HSBC Global Sukuk Index Acc GBP	12.5
3) HSBC Islamic Gbl Equity Index Fd I Class	10.5
4) Invesco Perpetual Dow Jones Islamic Global Dev Markets ETF Acc USD	10
5) Waystone Emirates Global Sukuk I Acc USD	10
6) HSBC Shariah Multi-Asset Acc GBP	8
7) Principal Global Sukuk I Acc UH GBP	7.5
8) Schroder Islamic Global Equity Fund Z Acc GBP	7.5
9) Principal Islamic Global Multi-Asset I UH GBP Acc	6.5
10) HANetf Royal Mint Responsible Physical Gold ETC GBP	6.5

QUARTERLY REVIEW

Q4 of 2024 was another positive quarter for markets, all be it with an increased level of volatility. US markets once again led the way with a gain of 9.61%. Gold was also up 5.97% and global bonds delivered 1.64%. European and UK stocks were down -2.34% and -0.18% respectively over the quarter. To that end, Q4 is another story of US exceptionalism in which American stocks continued to be the engine of portfolio returns. Europe's political woes and fears around Trump's trade tariffs saw investors exiting European markets in the final three months of 2024. The UK fared slightly better, with investors believing that the UK is slightly less impacted by US tariffs to which the US exports more to the UK than it imports. Gold continued to shine in the final quarter as investors and central banks purchased the metal as a safe haven to a possible recession, a diversifier from the dollar and inflation.

QUARTERLY OUTLOOK

The mood in markets right now is unashamedly bullish and this positivity is, seemingly, being carried forward into 2025. Clients should, through the TAM lens, expect the potential for an up market in 2025 led by the US with other regions such as Europe, UK and emerging markets also posting gains but likely behind that of the US for the first half at least. However, clients need to be pragmatic about the risks in assuming the same level of performance from 2025. We see economic growth continuing for 2025 and underpinning positive global sentiment alongside inflation coming back to its 2% target, which we see as a prerequisite for keeping the rally going in 2025. We see bonds remaining strong on the corporate side and challenged on the government side, but with good potential for a surge in performance should the global economy hit a recession.

RISK RATINGS

This model is rated 4 out of 8 on the TAM Risk Scale.

PLATFORM AVAILABILITY

The model is currently available directly via the TAM Platform only.

AWARDS



CONTACT

+44 (0) 207 549 7650

info@tamassetmanagement.com

www.tamassetmanagement.com



CO₂e
Reduced
Organisation

IMPORTANT INFORMATION

TAM Asset Management Ltd © 2024. This document is intended for investment professionals only. Its contents should not be distributed to, or relied on by, retail clients. This document on its own is not intended as an offer, solicitation or recommendation to use or invest in any of the services or products mentioned in it. The investments and services referred to in this document may not be suitable for all investors and TAM Asset Management Ltd (TAM) does not give any guarantee as to the performance or suitability of an investment for a retail client. Past performance is not a guide to future returns. The value of an investment and the income from it, may go down as well as up and may fall below the amount initially invested. Any opinions, expectations and projections within this document are those of TAM and do not constitute investment advice or guaranteed returns. TAM is authorised and regulated by the Financial Conduct Authority, No. 208243. Registered in England, No. 04077709. Registered Office: 10th Floor, City Tower, 40 Basinghall Street, London, EC2V 5DE.