

PORTFOLIO OBJECTIVE

This model comprises solely passive investment vehicles (such as unit trusts and exchange traded funds) that simply track a market and aim to deliver returns reflective of how that market is performing. Asset classes you could find in this portfolio are equities, government bonds, corporate bonds, alternatives, exchange traded commodities and cash. Property may feature within the alternatives classification.

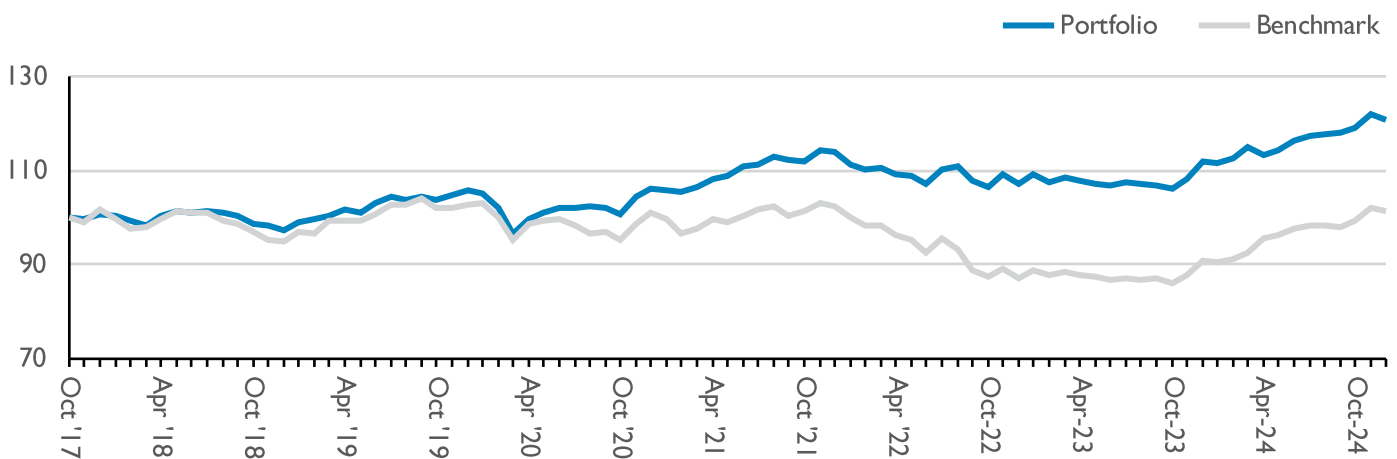
The portfolio seeks to generate modest capital growth higher than bond based returns over the short to medium term (3 - 5 years or more) by employing a cautious investment strategy. Portfolios will typically comprise 30% equity and 70% non-equity, though weightings may deviate within set parameters, allowing our managers to react to market conditions.

KEY INFORMATION

Portfolio Benchmark	Bloomberg Global EQ:FI 30:70
Inception Date	01/10/2017
Minimum Investment	Any size
TAM Annual Management Charge	0.15%
TAM Platform Fee	0.25%
Underlying OCF	0.11%

Please note that the information in this document refers to the model directly on the TAM Platform. The model is also available on a range of other third party platforms where underlying holdings, performance and charges may vary. Please get in touch if you would like more information.

PERFORMANCE



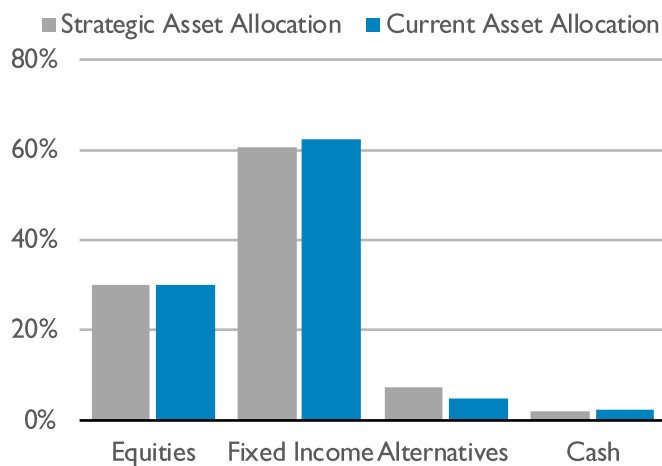
Cumulative Return %						
	3 Month	6 Month	1 Year	3 Year	5 Year	Inception
Portfolio	2.47	3.96	7.92	6.18	14.23	21.53
Benchmark	3.16	3.72	5.56	1.04	3.22	1.5
Difference	-0.69	0.24	2.36	5.14	11.01	20.03
Calendar Year Returns %						
	2020	2021	2022	2023	2024 YTD	
Portfolio	0.32	7.24	-5.76	4.41	7.92	
Benchmark	-4.51	6.98	-8.11	4.17	5.56	
Difference	4.83	0.26	2.35	0.24	2.36	

All performance figures are net of TAM's investment management fee.

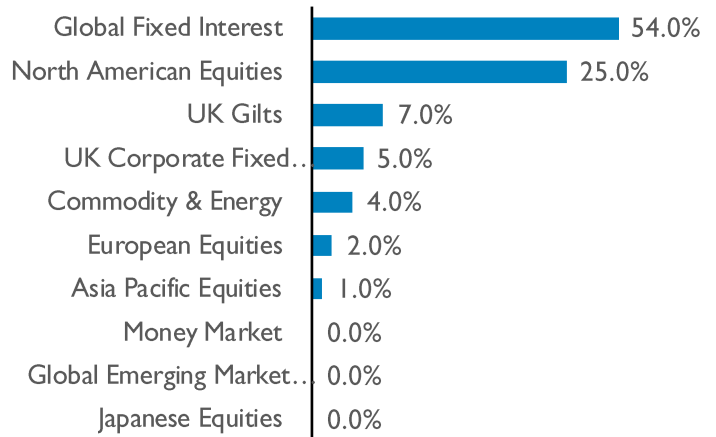
RISK

	Volatility %			Maximum Drawdown %		
	1 Year	3 Years	5 Years	1 Year	3 Years	5 Years
Portfolio	4.09	5.32	5.82	-1.51	-6.87	-8.76
Benchmark	4.45	5.52	6.08	-2.07	-9.33	-10.56
Difference	-0.36	-0.2	-0.26	0.56	2.46	1.8

STRATEGIC V CURRENT ASSET ALLOCATION



TOP 10 ASSET ALLOCATION



PORTFOLIO ACTIVITY

The TAM Enhanced Passive portfolios maintained their slight overweight to US equities following continued resilience in corporate earnings and a Trump presidential win, with companies likely to benefit from his pro-business policies. However, a minor adjustment was made to the portfolios' US composition, by reducing our position in the T. Rowe US Research Equity Index Fund whilst increasing State Street's S&P500 ETF. This change aims to reduce overall portfolio fees. The portfolios also had their emerging market equity exposure downsized due to increased geopolitical risks via anticipated tensions between US-China relations, and a slower rate cutting cycle leaving a stronger dollar as a headwind. In fixed income, we reduced high yield exposure as tighter spreads and potential for market volatility necessitates a more cautious approach in the immediate term.

TOP 10 PORTFOLIO HOLDINGS %

1)	Amundi Prime Global Govies UCITS ETF DR GBP Acc	20
2)	Aberdeen Global Corporate Bond Tracker N Acc GBP	15
3)	SSGA SPDR S&P 500 UCITS ETF UH Acc GBP	10
4)	Amundi Prime US Treasury ETF GBP Acc	7.5
5)	Aberdeen World Equity Index N Acc GBP	7.5
6)	JP Morgan Global Agg Bond ETF Acc GBP	7.5
7)	Invesco II UK Gilts UCITS ETF	6
8)	iShares Physical Gold ETC GBP	5
9)	Invesco Perpetual High Yield Bond ETF Acc GBP	4
10)	HSBC S&P500 Equal Weight S Acc GBP	3.5

QUARTERLY REVIEW

Q4 of 2024 was another positive quarter for markets, all be it with an increased level of volatility. US markets once again led the way with a gain of 9.61%. Gold was also up 5.97% and global bonds delivered 1.64%. European and UK stocks were down -2.34% and -0.18% respectively over the quarter. To that end, Q4 is another story of US exceptionalism in which American stocks continued to be the engine of portfolio returns. Europe's political woes and fears around Trump's trade tariffs saw investors exiting European markets in the final three months of 2024. The UK fared slightly better, with investors believing that the UK is slightly less impacted by US tariffs to which the US exports more to the UK than it imports. Gold continued to shine in the final quarter as investors and central banks purchased the metal as a safe haven to a possible recession, a diversifier from the dollar and inflation.

QUARTERLY OUTLOOK

The mood in markets right now is unashamedly bullish and this positivity is, seemingly, being carried forward into 2025. Clients should, through the TAM lens, expect the potential for an up market in 2025 led by the US with other regions such as Europe, UK and emerging markets also posting gains but likely behind that of the US for the first half at least. However, clients need to be pragmatic about the risks in assuming the same level of performance from 2025. We see economic growth continuing for 2025 and underpinning positive global sentiment alongside inflation coming back to its 2% target, which we see as a prerequisite for keeping the rally going in 2025. We see bonds remaining strong on the corporate side and challenged on the government side, but with good potential for a surge in performance should the global economy hit a recession.

RISK RATINGS

This model is rated 4 out of 8 on the TAM Risk Scale.

PLATFORM AVAILABILITY

The model is available on the following third party platforms:

7IM	Novia Global
Abrdn	Nucleus
Aviva	Quilter
Fidelity	Transact
Morningstar Wealth	

AWARDS



CONTACT

+44 (0) 207 549 7650

info@tamassetmanagement.com

www.tamassetmanagement.com



CO₂e
Reduced
Organisation

IMPORTANT INFORMATION

© 2024 TAM Asset Management Ltd. This document is intended for investment professionals only. Its contents should not be distributed to, or relied on by, retail clients. This document on its own is not intended as an offer, solicitation or recommendation to use or invest in any of the services or products mentioned in it. The investments and services referred to in this document may not be suitable for all investors and TAM Asset Management Ltd (TAM) does not give any guarantee as to the performance or suitability of an investment for a retail client. Past performance is not a guide to future returns. The value of an investment and the income from it, may go down as well as up and may fall below the amount initially invested. Any opinions, expectations and projections within this document are those of TAM and do not constitute investment advice or guaranteed returns. TAM is authorised and regulated by the Financial Conduct Authority, No. 208243. Registered in England, No. 04077709. Registered Office: 10th Floor, City Tower, 40 Basinghall Street, London, EC2V 5DE.